

zipUP

CEILING SYSTEM

FEATURES & BENEFITS

- DIY and Contractor approved product
- Quick and Easy to Install, Fewer Tools
- 2" Drop saves Headroom in tight spaces
- Panels easy to Remove and Replace for plumbing or electric repairs
- Resilient Material Construction
- Clean look without the busy-grid look
- Easy to Clean
- Stain, Mold & Mildew Resistant
- Interlocking design is Water-tight with a Class A Fire Rating
- Paintable with Latex Paint



25 YEAR LIMITED WARRANTY

MP Global Products, LLC ("Manufacturer") warrants that its Zip-UP Ceiling System ("Product") is free from defects in manufacturing, materials and workmanship for a period of 25-years from the date the Product was originally purchased (the "Limited Warranty Period"). Manufacturer further warrants that the Product will snap together as designed for the limited warranty period. This limited warranty is extended to the original purchaser of the Product (the "Owner") and is subject to the exclusion and limitations provided below. This warranty is not transferable during the Limited Warranty Period.

IN THE EVENT OF A DEFECT, MALFUNCTION OR OTHER FAILURE OF THE PRODUCT (NOT OTHERWISE EXCLUDED BELOW), THE MANUFACTURER WILL REMEDY THE DEFECT OR FAILURE WITHOUT CHARGE TO THE CONSUMER PROVIDED NOTICE OF THE WARRANTY CLAIM IN THE MANNER PROVIDED BELOW IS RECEIVED BY MANUFACTURER WITHIN THE LIMITED WARRANTY PERIOD. THE REMEDY FOR ANY SUCH DEFECT, FAILURE OR MALFUNCTION IS LIMITED, AT MANUFACTURERS OPTION, TO THE REPAIR, REPLACEMENT, OR REFUND OF THE PURCHASE PRICE OF THE PRODUCT. THE REPAIR OR REPLACEMENT OPTIONS ARE LIMITED TO THE REPLACEMENT COST OF THE PRODUCT.

THIS LIMITED WARRANTY IS FURTHER SUBJECT TO THE CONDITIONS, LIMITATIONS, AND EXCLUSIONS PROVIDED ON THE REVERSE SIDE.

THIS WARRANTY GIVES YOU SPECIFIC LEGAL RIGHTS, AND YOU MAY ALSO HAVE OTHER RIGHTS THAT VARY FROM STATE TO STATE IN THE UNITED STATES OF AMERICA.

5 Year Limited Fade Warranty. MP Global Products, LLC ("Manufacturer") warrants that its Zip-UP Ceiling System ("Product") will not fade for a period of 5 years from the date the Product was originally purchased.

CONDITIONS/EXCLUSIONS TO THE LIMITED WARRANTY

THIS 25-YEAR LIMITED WARRANTY IS FURTHER MADE SUBJECT TO THE FOLLOWING CONDITIONS AND EXCLUSIONS, PLEASE READ THE FOLLOWING CAREFULLY:

1. Required Installation. To be covered by this Limited Warranty, the Product must be installed following the Manufacturer's recommended installation instructions.
2. Damage Coverage. This warranty only covers damage caused to the Product.
3. Limitation on Causes of Defects Covered Under Warranty. This limited warranty covers only defects in manufacturing materials or workmanship and does not cover defects, malfunctions or failures resulting from any other cause including, without limitation: (i) improper or inadequate installation; (ii) defects caused by fire, flood, tornado, hurricane, acts of God, extraordinary environmental conditions, riot or other civil insurrections, or acts of war or conflict; (iii) defects caused by abusive conditions or accidents, such as but not limited to cutting or severe impact; (iv) installation or use of the product in any manner not recommended by the Manufacturer including, but not limited to, installation under uneven ceiling structures; and, (v) defects caused by improper or inadequate maintenance, cleaning, use or care of the Product including without limitation the use of improper or un-recommended cleaning solutions or cleaning practices.
4. Required Procedures to Submit a Warranty Claim. In order to obtain performance of any warranty obligation, the Owner must do the following:

Contact the Manufacturer at the toll free number listed below or by mail at the address listed below, and request a claim form. Complete and return the claim form to the Manufacturer within the Limited Warranty Period. The phone number and address to contact the Manufacturer for these purposes is as follows:

MP Global Products, LLC
 Attention: Zip-UP Warranty Claim Department
 2500 Old Hadar Road | P.O. Box 2283
 Norfolk, Nebraska USA 68702-2283
 Phone: (888) 379-9695 | Fax: (402) 379-9737

UNDER NO CIRCUMSTANCES SHALL MANUFACTURER BE LIABLE TO THE OWNER, OR ANY OTHER PERSON FOR ANY CONSEQUENTIAL, INCIDENTAL, ECONOMIC, DIRECT, INDIRECT, GENERAL, OR SPECIAL DAMAGES ARISING OUT OF ANY BREACH OF WARRANTY, EXPRESS OR IMPLIED, UNDER THIS CONTRACT.

SOME STATES DO NOT ALLOW THE EXCLUSION OR LIMITATION OF INCIDENTAL OR CONSEQUENTIAL DAMAGES, SO THE ABOVE LIMITATION OR EXCLUSION MAY NOT APPLY TO YOU.



1/3 of the installation time. Saves money.

Panels are easy to clean.

Panels are easy to remove.

Mold and mildew resistant.

Paintable with latex paint.

Clean look unlike a drop ceiling.


Now hang a revolutionary new ceiling
in 5 Easy Steps!




Have Questions
 on Design/Installation?
 Call **888.449.4787**

MP global products L.L.C.
www.zipupceiling.com • 888.449.4787

Before



After



**ANY HOME!
ANY ROOM!
ANY BASEMENT!**

zipUP INDOOR CEILING SYSTEM

Zip-UP Ceiling is the first ceiling product of its kind that has addressed what consumers want out of a ceiling system; aesthetics partnered with functionality. This is a grid free ceiling made from PVC that saves headroom, has unprecedented access to plumbing and wiring, as well as boasts a warranty to remain impervious to water and moisture. Additionally, Zip-UP Ceiling will not mold or mildew.

- **The Zip-UP Ceiling System™ is THE alternative to conventional drop ceilings.**
- **Simple Installation: Do you have a few common tools? Then you can do it!**
- **Easy access to wiring and plumbing.**
- **Only a 2 inch reduction in room height**
- **DIY Cost Savings Imagine how much you'll save by NOT paying for labor.**
- **Great Looks!**

We wanted to give home owners a choice in basement remodeling. We thought that consumers would prefer something that offered a simple installation process, improved practicality for access to wiring and plumbing as well as a great aesthetic look that minimally reduces height of the room.

Comprised of interlocking panels and rails, your Zip-UP Ceiling System will assemble with ease. The Zip-UP Ceiling System™ is ideal for "do-it-yourselfers" looking to dress up any living space.

INSTALLS IN 5 EASY STEPS!



- 1) Attach the wall trim around the perimeter of the room
 - 2) Insert the first panel into the wall trim
 - 3) Attach the first main rail to the first panel
 - 4) Attach the first main rail to the ceiling joists
 - 5) Attach the second panel to first main rail
- Repeat steps 3 - 5 across the room

4 COMPONENTS DO IT ALL!


- Wall Trim:** The "E" shaped trim that attaches to the walls around the entire periphery.
- Main Rail:** These are the mounting pieces that will run the length of your room attached to your joists.
- Panel:** Refers to the visible surface of your Zip-UP Ceiling® System. The panels "Zip" into the rails allowing for easy access to your plumbing and electrical.
- Seam Trim:** This is the piece that caps the end of rails which do not end at wall trim.



Wall Trim



Main Rail



Panel



Seam Trim

Now hang a revolutionary new ceiling

zipUP®

CEILING SYSTEM